



Product Specification Sheet Aureol BeamShaper



The Aureol BeamShaper is a high performance projection spotlight able to precisely shape and control a beam of light using the four integral shutters or project images (stainless steel or glass patterns).

As a part of the Aureol BeamSpot it offers all the same features as the BeamSpot with MR16 12V lamp, integral power supply, accessory and mounting options.

The unique BeamShaper accessory turns any Aureol BeamSpot into a high performance BeamShaper.

Features

Drop in zoom lens barrel accessory turns any Aureol BeamSpot into a zoom profile.

Dedicated designed aspheric lenses to maximize light output and projection clarity.

Beam angle zoom adjustment 26° to 50°.

Integrated pattern mounting. E size stainless steel or glass patterns are mounted inside the body.

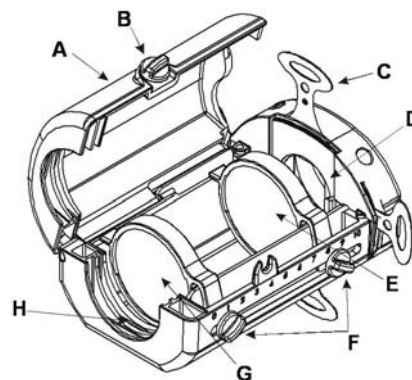
Four captive shaping shutters.

Rotatable lens barrel allows image rotation with screw lock off.

Lens position (focus) reference scale.

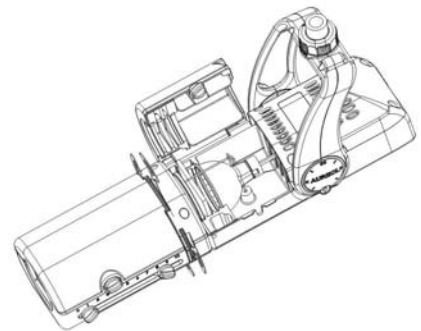
Integrated accessory and two filter mounting slots – to carry colour filter 50mm round or square (square cut is cheaper) one of which can be up to 3mm thick or an animation disc drive unit with A size disc 218mm diameter with motor drive options of 1, 2, 5, 10 RPM motor. The motor drive mounts into the front slot of the BeamShaper.

Supplied with the GE Precise 50W 25° 12V MR16 lamp.



Configuration

The BeamShaper is mounted into the front accessory slot of the BeamSpot. This allows the "lens tube" to rotate for aligning projected images or the straight edge of the shuttered beam.



Key operational features

A: **BeamShaper lid.** This allows access to the lens compartment for inserting patterns or cleaning the lenses.

B: **Lid locking knob.** This locks the BeamShaper lid closed.

C: **Shutters.** Four non-removable shutters are provided to allow you to mask portions of the beam, or to frame around pictures, etc.

D: **Pattern slot.** This slot, just forward of the shutter plates, carries E size glass patterns, which fit directly into the slot, or steel patterns which are inserted in front of the supplied 'pattern spacer' ring.

E: **Rear lens.**

F: **Lens locking knobs.**

G: **Front lens.**

H: **Colour filter and accessory slots.**



White = PANTONE® 11-4800
Blanc de Blanc

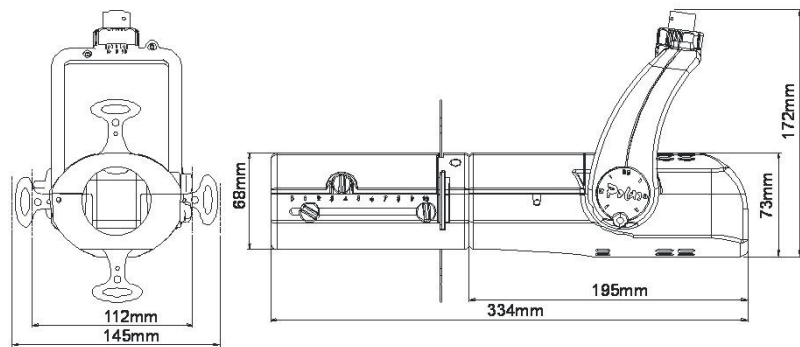
Order codes and weights

	Copper Transformer (50W max.)	Electronic Transformer (75W max.)	Electronic Transformer with on-board dimmer (75W max.)
Yoke only for 13mm connection	ARLCY/BS## 2.55kg	ARLEY/BS## 1.70kg	ARLEDY/BS## 1.70kg
Track Mount Eutrack 3crt	ARLCT/BS## 2.65kg	ARLET/BS## 1.80kg	ARLEDT/BS## 1.80kg
Ceiling Base 80mm diameter	ARLCC/BS## 2.65kg	ARLEC/BS## 1.80kg	ARLEDC/BS## 1.80kg
1.0m mains cable	ARLCF/BS##	ARLEF/BS##	ARLEDF/BS##
1.0m mains cable + hook clamp	ARLCFH/BS##	ARLEFH/BS##	ARLEDFH/BS##

Please replace ## with the 2 digit code representing the colour finish required:

01 = white, 02 = silver grey, 03 = black.

Physical data



BeamShaper accessory weight only: 0.70kg

Photometric data

For best results the unit is shipped with the GE Precise 50W 25° 12V MR16 lamp..

Note: The BeamShaper uses Selecon's custom designed aspheric lens to minimise beam distortion and field curvature resulting in excellent pattern projection for a luminaire of this type. The actual performance is dictated by the lamp used.

	0.5	1.0	1.5	2.0	2.5	3.0	3.5	4.0	4.5
26° beam	0.5	1.0	1.5	2.0	2.5	3.0	3.5	4.0	4.5
50° beam	1.0	1.9	2.9	3.8	4.8	5.7	6.7	7.6	8.6

Distance [metres]	1	2	3	4	5	6	7	8	9
Illumination in LUX									
26° beam	6432	1608	715	402	257	179	131	101	79
50° beam	2656	664	295	166	106	74	54	42	33

Selecon reserves the right to change this product specification without notice (August 2009).

PHILIPS
Entertainment